



# AUA

*American University of Armenia*



---

# New Faculty Orientation AUA Students: An Overview

*Spring 2021*

# AUA Students \*

Undergraduate	1474
Graduate	495

*\* Fall 2020 enrollment*

# Enrollees \*

Undergraduate enrollees	1474
Female	880 (60%)
Male	594 (40%)
 Graduate enrollees	 495
Female	338 (68%)
Male	157 (32%)

*\* Fall 2020 enrollment*

# Enrollees \*

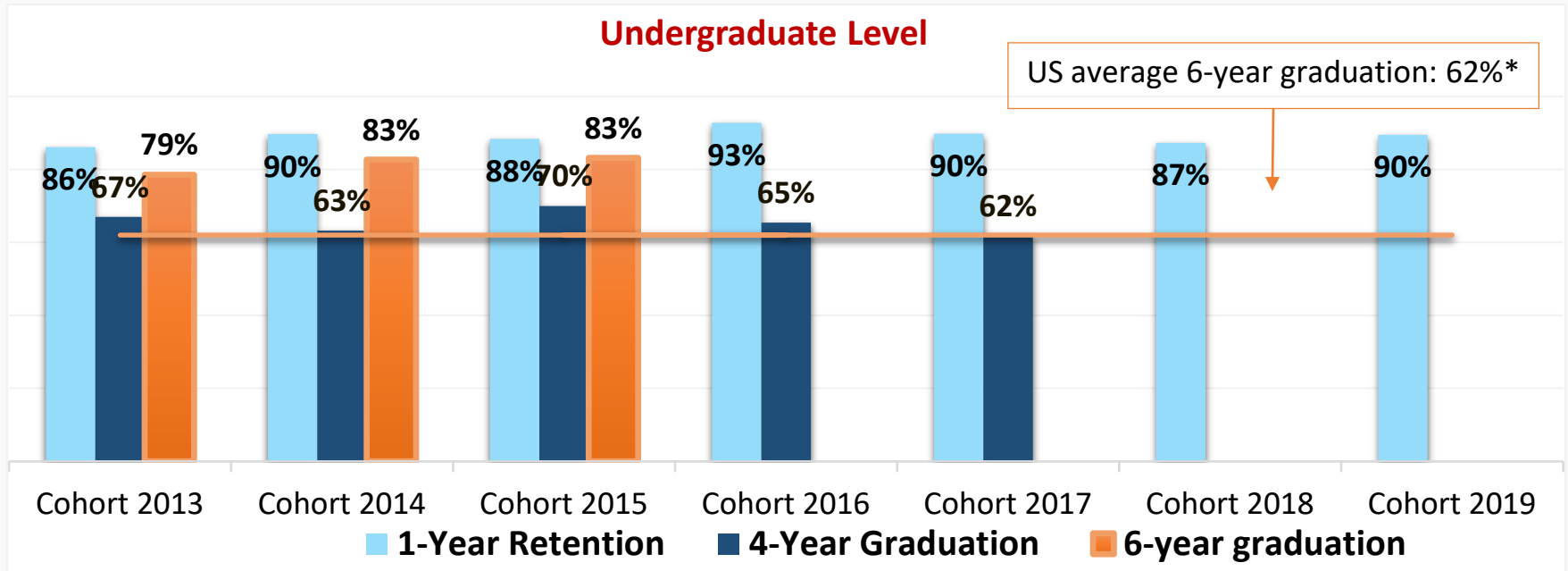
Undergraduate enrollees	1474
RoA Citizens *	1358 (92%)
Non RoA Citizens	116 (8%)
Graduate enrollees	495
RoA Citizens *	451 (91%)
Non RoA Citizens	44 (9%)

*\* Fall 2020 enrollment.*

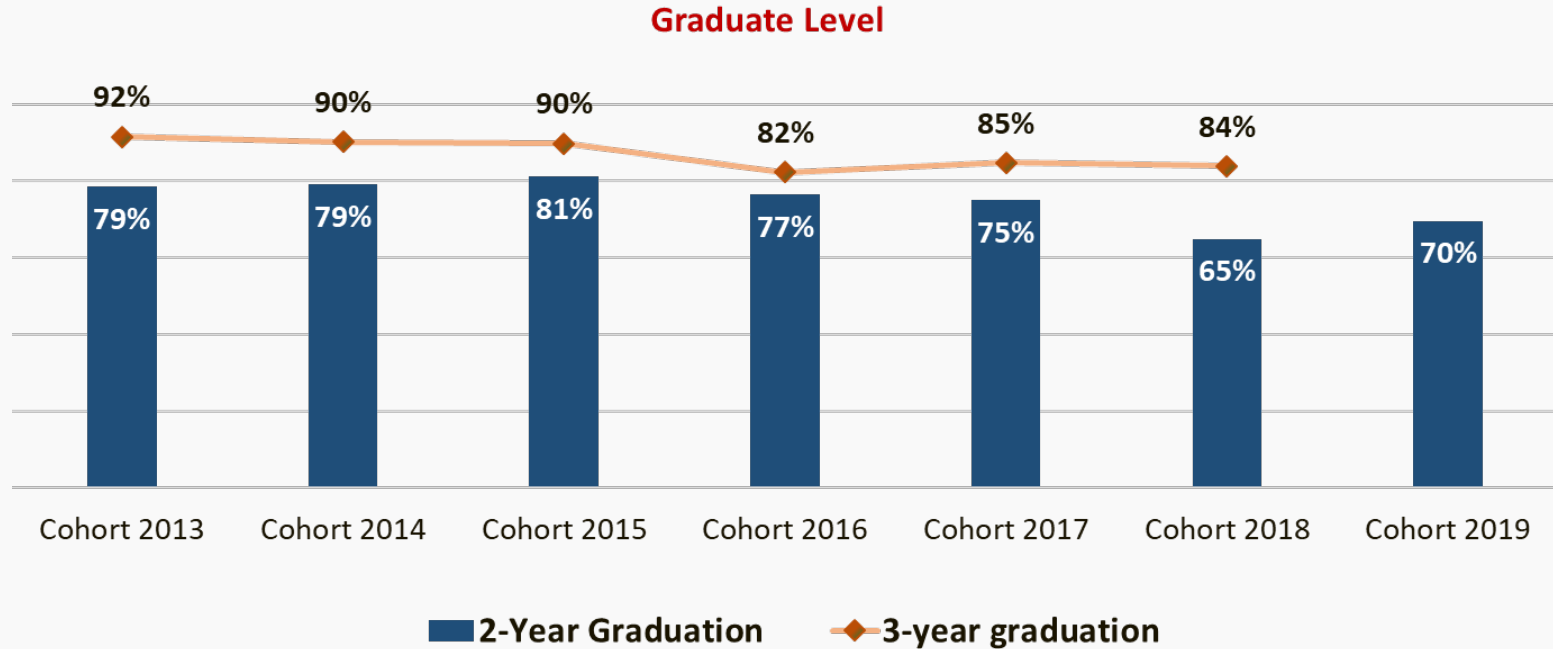
*\*\* Does not include enrollees who are dual citizens who also hold dual citizenship with RoA.*

# Graduation Rate

## Undergraduate Level



# Graduation Rate



# What do we know about freshman students?

The average year of birth of freshman students is **2002**

Still referred to as Millennials

- Also known as Generation Y, Digital Natives, Generation Me, Generation Rent and Echo Boomers
- The first generation to grow up **totally immersed digital technology**
- This generation can access content anywhere, anytime and on any device.
- **This generation is skeptical, about everything. This makes them active learners.**



# What do we know about freshman students?

For freshman students:

(The) Amazon has never been just a river in South America.

The Communist Party has never been the official political party in Russia – or the official political party in Armenia

Music has always been available via (free) downloads.

Hybrid automobiles have always been mass produced

If you say “around the turn of the century,” they may well ask you, “which one?”

# What do we know about freshman students?

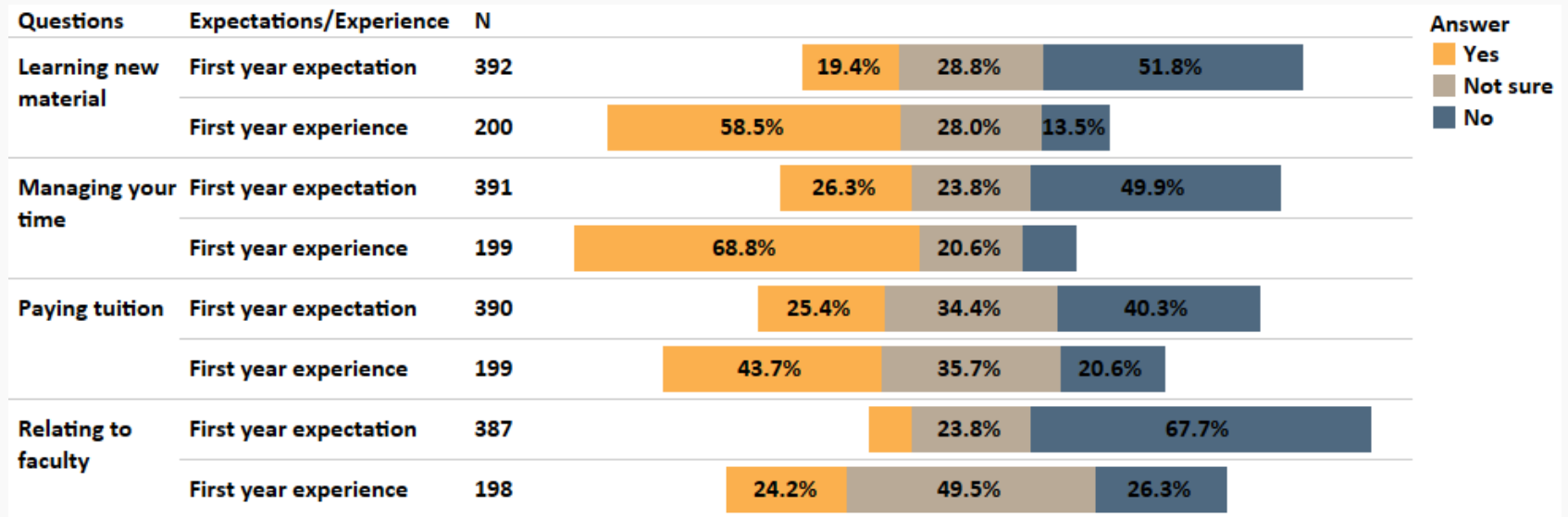
Almost all undergraduate admits were born after the 1988 Armenian earthquake and never lived in the Armenian Soviet Socialist Republic.

Almost all undergraduate admits have never lived in a world without Wikis (started in 2001)

Most undergraduate admits never lived in a world without the Internet (some debate but 1993-1994)

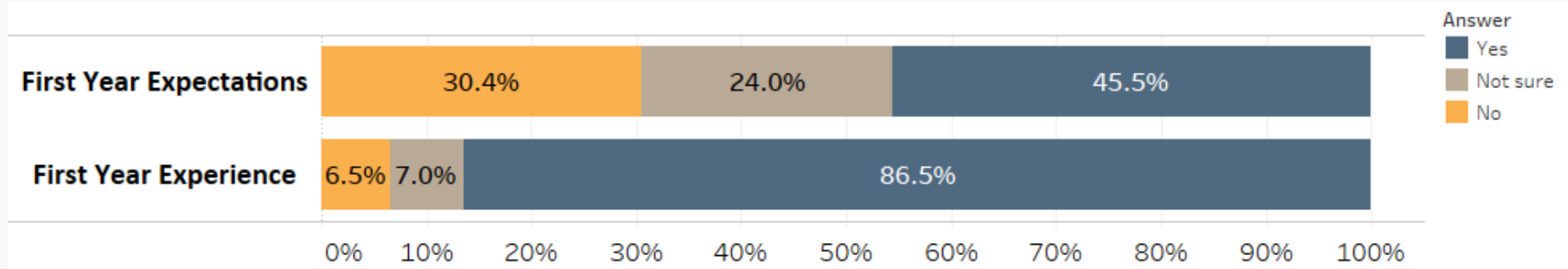
# What we hear from our freshman students ?

## The difficulties when doing the following activities.



# What we hear from our freshman students ?

## Level of experiencing the stress regarding studies:



# 2020-2021 Freshman Student Survey Results

## First-Year Expectations

- **59%** expects to work
- **46%** expects to experience the **stress** regarding studies
- **19%** expects to experience difficulties when learning **new material**
- **26%** expects to experience difficulties when **managing their time**

## First-Year Experience

- **22%** worked
- **87%** experienced the **stress** regarding studies
- **59%** experienced difficulties when learning **new material**
- **69%** experienced difficulties when **managing their time**

# Resources

Official statistics about AUA,  
<https://ira.aua.am/>

# AUA

American University of Armenia

## Office of Institutional Research and Assessment

[iro@aua.am](mailto:iro@aua.am)

<https://ira.aua.am/>



The American University of Armenia is accredited by the WASC Senior College and University Commission, 985 Atlantic Avenue, #100, Alameda, CA 94501, 510.748.9001.

Copyright © 2018 American University of Armenia

